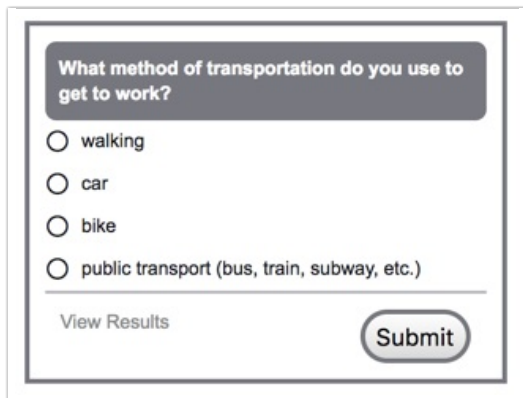


# Create a Poll

Polls cannot be shared via a link — the only method for sharing a poll is via an embed on a webpage.

Polls are a quick and interactive way to ask a single question of your website visitors. You can also choose to display realtime results to your respondents!



What method of transportation do you use to get to work?

- walking
- car
- bike
- public transport (bus, train, subway, etc.)

[View Results](#)

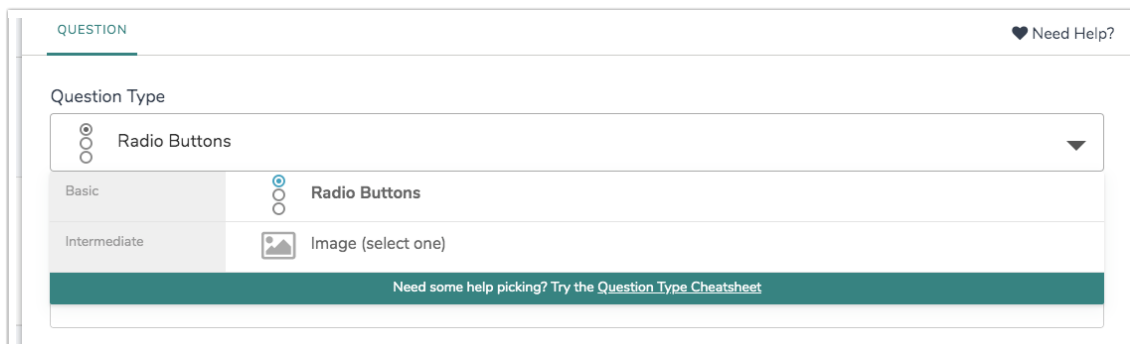
## What types of questions can I ask?

There are two question types you can use with Polls:

- [Radio Buttons](#)
- [Image Select \(Single\)](#)

## Create a Poll

1. Click the dropdown next to the Create Survey button and select **Create Poll**.
2. Give your Poll a name and click **Start Building**.
3. Click **Edit** to add your answer options. A Poll will default to a [Radio Button question](#) but you can choose [Image Choice](#) by editing the default question.



QUESTION [Need Help?](#)

Question Type

Radio Buttons

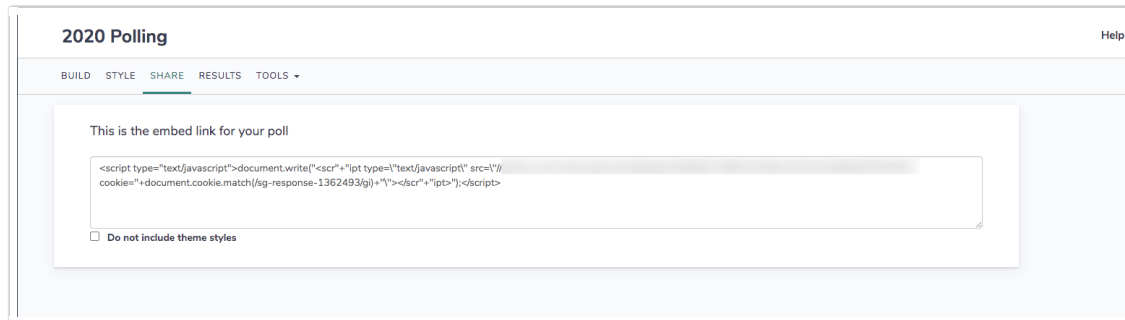
Basic  Radio Buttons

Intermediate  Image (select one)

[Need some help picking? Try the Question Type Cheatsheet](#)

## Share Your Poll

Once your Poll is created, it's time to grab the embed code for your website. Go ahead and click **Share**; you will see the code you need to copy and paste into your website/blog.



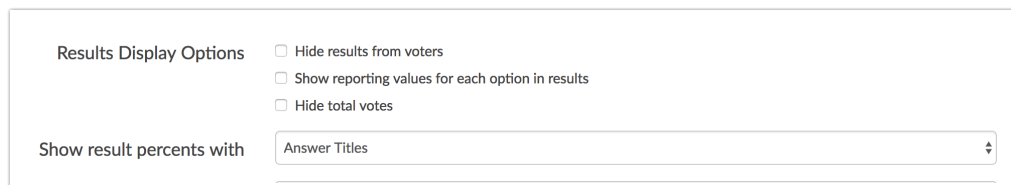
Note that this embed method is the only sharing method for Polls. If you are looking to share your poll via a different method (link, email, etc.), consider creating a one-question survey as an alternative.

## Poll Styles

Note: Polls currently default to the Classic Theme Builder. This is by design as Polls have not been optimized for use with the new Theme Designer.

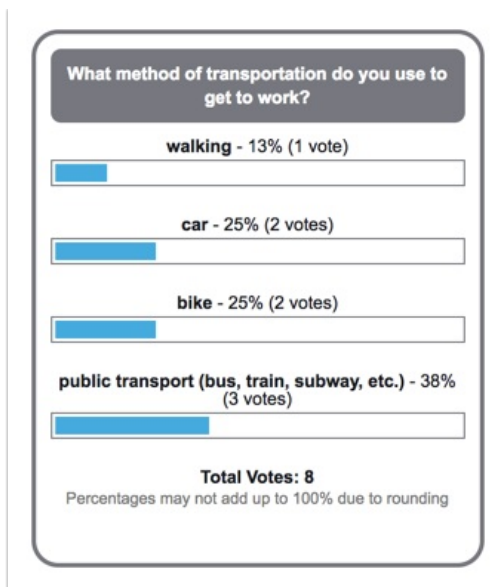
## Settings for Display of Results

The realtime results are one of the features that make polls exciting and interactive. All of the settings for the display of results are available on under **Tools > Poll Settings**.



- Results are displayed to poll respondents by default. If you wish to hide results you can select the option to **Hide results from voters**.
- Results will display your answer option title by default. If you prefer to display the reporting value, select the option to **Show reporting values for each option in results**.
- By default, the results will display the vote count for your poll. If you prefer to keep this private select the option to **Hide total votes**.

Finally, by default the percentages for each answer option display to the right of the answer option. If you wish to display percentages within the indicator bar you can do so by selecting this option in the dropdown.



## Prevent Duplicates

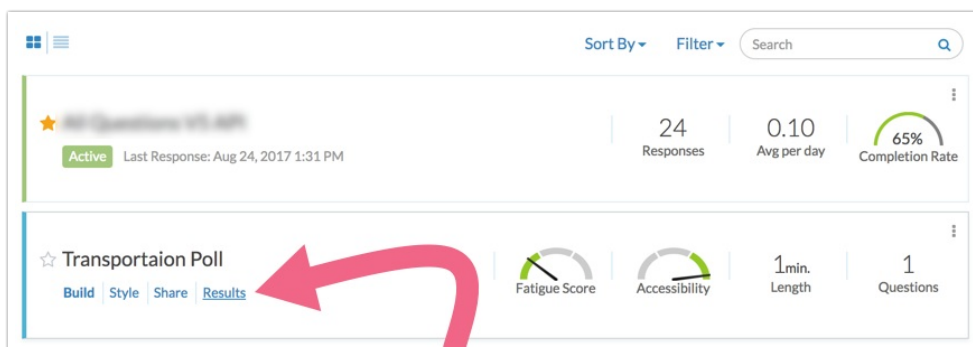
With Polls, it is often essential to limit duplicate responses. You can enable Duplicate Protection for your Poll by going to **Tools > Response Settings**.

You can choose between **cookie** or **IP address-based** protection, depending on your needs.

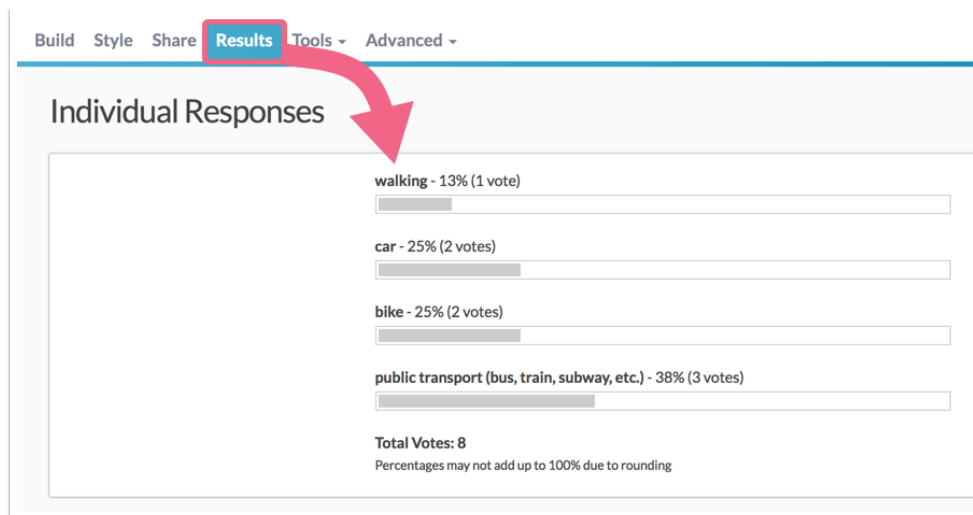
With cookies, a small file is stored on the respondent's computer, disabling their ability to take the survey again (this can be circumvented by clearing cookies). IP address protection logs the IP address of the respondent and will not allow further responses from that address (which can cause issues in corporate environments where multiple users might share an IP address). Learn more about how these options work in our [Duplicate Protection Tutorial](#).

## Reporting on Polls

To access the results from the Home Page, click the **Results** button next to the poll title.



To access your Results in the poll, click on the **Results** tab.



## Poll Limitations

Things to remember about using the Poll survey option:

- Polls are simple creatures.
- You can not view, edit, or delete your responses. Nor can you run any standard type reports.
- Polls are used to gather information quickly, using one question to show you a majority view.

## Response Limits

Polls can accept *100 responses per minute*. The results page will display (instead of the poll) once the per-minute limit is reached; this is only TEMPORARY and the poll will reopen to accept more responses once the minute has passed.

Related Articles