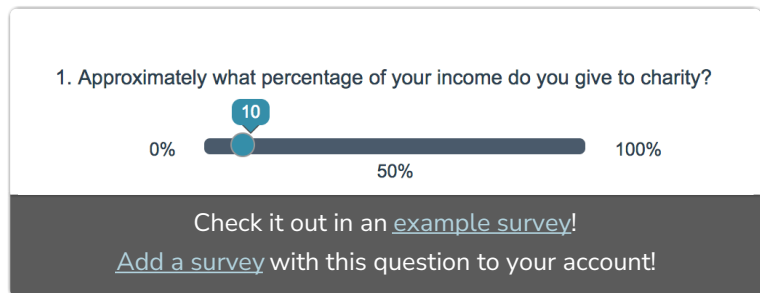


Slider Question Type

The Slider is an interactive question that allows respondents to select values from a continuous range by dragging a slider along a range.

Use a [Slider List](#) to gather feedback on multi items.



When To Use It

The Slider is an excellent way to engage your respondents with an interactive numeric sliding scale.

Setup

1. Click the **Question** link on the page where you would like to add your Slider question.
2. From the **Question Type** menu, select **Slider** and enter your question text.
3. Now customize your **Slider Settings**:
 - a. Provide text for your **Left**, **Center**, and **Right** labels (optional).
 - b. **Allow values between** - Customize both the lowest value of the slider range (by default the slider will have a minimum of 0) and the highest value of the slider range (by default the slider will have a maximum of 100)
 - c. **Slider Increment Value**: This is the increment that will occur as the slider is moved along the range (the default will be 1)
 - d. **Starting Value** of slider: This is where the slider will be located on the range before answering (the default start value is 0, this means the slider will start on the left). *Make sure this value is between the minimum and maximum value.*
 - e. **Not Applicable**: If you wish to allow survey respondents to indicate that the question does not apply to them check **Include a not applicable option**. You will then see a field where you can customize the **Not Applicable Label**.

Slider Settings

Left Label	Center Label	Right Label
<input type="text" value="0 %"/>	<input type="text"/>	<input type="text" value="100 %"/>

Allow values between

<input type="text" value="0"/>	<input type="text" value="100"/>
--------------------------------	----------------------------------

Increment Value

Starting Value

Not Applicable

Include a not applicable option

Not Applicable Label

4. There are more options for your slider question in the **Layout** tab.

- **Orientation of Labels & Options:** By default, question display horizontally but you can opt to display it vertically. *If you opt to display it vertically the center label will automatically be hidden to prevent interference with the slider bubble.*
- **Slider Display:** By default, the slider question will display the value being recorded to the respondent. You can opt to **Hide the value of the slider** instead.
- You can also opt to **Flip the min and max values** of the slider. This will display the max value on the left and the min value on the right (or, for vertical sliders, this will display the max value at the bottom and the min value at the top). *If you choose to flip the min and max values be sure to double check that your left and right labels correspond to the flipped values!*

Options Format

Orientation of Labels & Options

- Vertical
- Horizontal

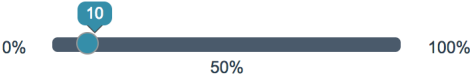
Sliders

- Hide the value of the slider
- Flip the min and max values

Survey Taking

On a desktop and most laptops, the Slider question type looks like so.

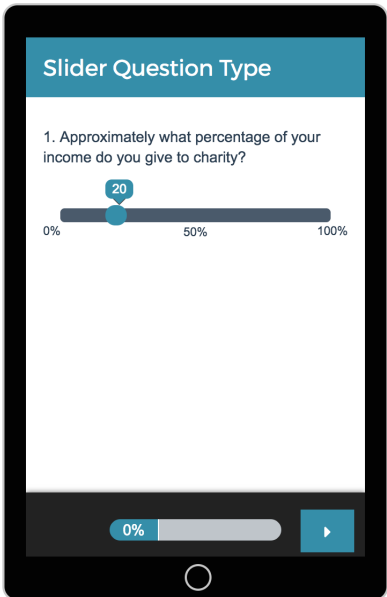
1. Approximately what percentage of your income do you give to charity?



A horizontal slider bar with a blue handle. The bar is labeled with 0% on the left, 50% in the middle, and 100% on the right. A blue callout bubble above the handle displays the number 10.


When optimized for mobile devices the Slider question type looks very similar. The right and left labels on Slider questions are displayed below the slider itself to allow more room for this text. You will still want to ensure that your text is short enough to display well on mobile.

By default, survey questions show one at a time on mobile devices to prevent the need for scrolling on smaller screens. You can turn off this [one-at-a-time interaction](#) if you wish.



Slider Question Type

1. Approximately what percentage of your income do you give to charity?



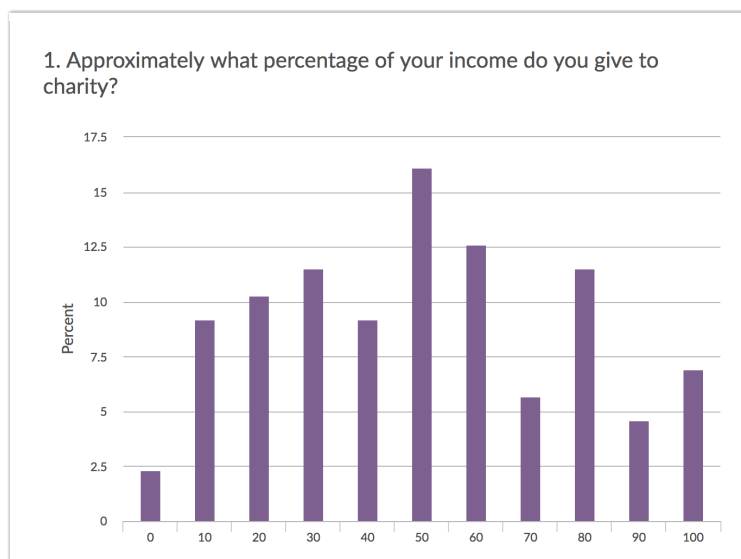
A horizontal slider bar with a blue handle. The bar is labeled with 0% on the left, 50% in the middle, and 100% on the right. A blue callout bubble above the handle displays the number 20.

0% 50% 100%

0% [Slider Bar] [Next Arrow]

Reporting

In the Standard Report, Single Sliders report as a [Histogram](#). A count of respondents who selected Not Applicable will display below the chart.



- + See additional compatible chart types
- + See what other report types are compatible

Exporting

In the CSV/Excel export, the data is displayed in a single column. Not Applicable selections will export as "not applicable."

FAQ

What does an unanswered slider report?

We're asked this question quite a bit in support. Because sliders have a starting value customers want to know whether this value is recorded if the survey respondent does not interact with the question. The answer is no. Survey respondents must interact with the slider in order for a value to be recorded. Learn more [here!](#)

How will my slider appear on mobile devices?

Alchemer surveys are mobile optimized to ensure ease of use for respondents using mobile devices. However, when using a slider question we strongly recommend keeping the slider labels short and sweet for a clean display.

Can I set up logic based on the NA option?

At this time NA cannot be used to drive logic.

Net Promoter[®], NPS[®], NPS Prism[®], and the NPS-related emoticons are registered trademarks of Bain & Company, Inc., Satmetrix Systems, Inc., and Fred Reichheld. Net Promoter ScoreSM and Net Promoter SystemSM are service marks of Bain & Company, Inc., Satmetrix Systems, Inc., and Fred Reichheld.

Related Articles
