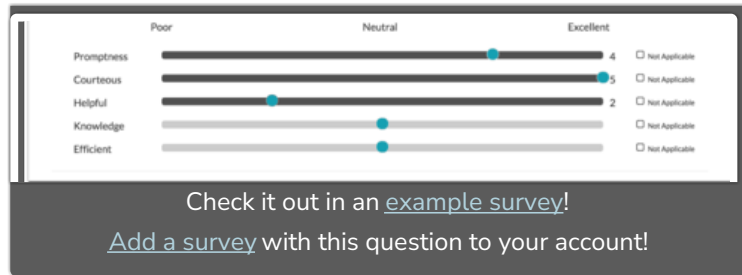


Slider List Question Type

The Slider List is an interactive question that allows respondents to select values for multiple rows of items by dragging a slider along a range.

If you want to use a slider to rate a single item, take a look at the [single Slider](#) question.



When To Use It

The slider question is an excellent way to re-think [semantic differentials](#) or [Likert scale](#) questions in a way that really engages your respondents.

The most obvious difference in the slider *list* is that you can ask respondents to rate several items on a scale. In this example, Alchemer customers are asked to rate their Support Hero on the several items.

Setup

1. Click the **Question** link on the page where you would like to add your Slider List.
2. From the **Question Type** menu, select **Slider List** and enter the question you wish to ask.
3. Customize your **Slider Settings**:

- Customize text for your **Left**, **Center**, and **Right** labels (optional).
- **Allow values between** - The left most or lowest value of the slider range (by default the slider will have a minimum of 0) and the right most or highest value of the slider range (by default the slider will have a maximum of 100).
- **Increment value** - This is the increment that will occur as the slider is moved along the

range (the default is 1)

- **Starting value** - This is where the slider will be located on the range before answering (the default start value is 0; this means the slider will start on the left). *Make sure this value is between the minimum and maximum value.*
- **Not Applicable** - If you wish to allow survey respondents to indicate that the question does not apply to them, check **Include a not applicable option**. You will then see a field where you can customize the **Not Applicable Label**.

4. To set up multiple items for your respondents to rate, add items as **Slider Rows**.

Slider Rows Common Answer Library Advanced Option Settings

Promptness ✎ ⌵ ✖

Courteous ✎ ⌵ ✖

Helpful ✎ ⌵ ✖

Knowledgeable ✎ ⌵ ✖

Efficient ✎ ⌵ ✖

+ Click to Add Option Paste in Options

5. If you are finished configuring your question, make sure to **Save**. Feel free to explore the various **Validation** and **Layout** options available for this question type.

Validation

Aside from the typical question requirement options that you will see on the **Validation** tab, you can specify the number of slider rows that need to be answered. Use the **If answered, minimum answers required** field to specify this value.

Answer Requirements

If answered, minimum answers required

2

In the above 5-item slider list the respondent would not be able to move past the question until the respondent answered at least 2 of the items.

Layout Options

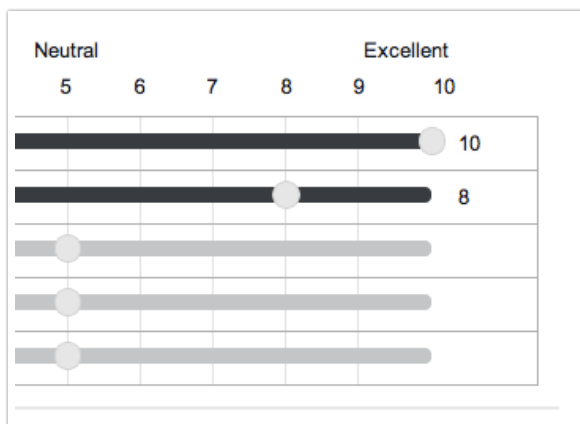
There are a number of slider-list-specific layout options available.

- By default, the slider question will display the value being recorded to the respondent. You can opt to **Hide the value of the slider**, if needed.
- **Hide the values of the grid** - see the below *Grid Lines* explanation for additional context.

- You can also opt to **Flip the min and max values** of the slider. This will display the max value on the left and the min value on the right (or, for vertical sliders, this will display the max value at the bottom and the min value at the top). *If you choose to flip the min and max values be sure to double check that your left and right labels correspond to the flipped values!*

Grid Lines

You can add **grid lines** to your slider list to provide a midpoint for your respondents or to otherwise display discrete points along your range. This will function more like a [Likert scale](#) for your respondents.



- Specify the **Number of Grid Cells** (any number from 2 to 10).
- You can also opt to **Hide grid lines** here. This will remove the vertical grid line(s) but the values of the grid will remain displayed above.

Sliders

Hide the value of the slider

Hide the values of the grid

Flip the min and max values

Number of Grid Cells:

Hide grid lines

If instead, you'd like to **hide the values of the grid**, you can toggle this above with the Slider Display options.

Styling

The Slider List question was built to accommodate relatively short row headers. If you find that you need to adjust the width of either the row header or the slider bar to accommodate your row header text, you can do so with a little CSS!

Place the below CSS code in your survey's theme.

1. To do so go to the **Style** tab and scroll to the bottom of the survey preview to access the link for the **HTML/CSS Editor** (bottom right).
2. Paste the CSS code you wish to use on the **Custom CSS** tab.

To reduce the width of the slider use the below CSS. We have reduced the left margin to 245px. You can also reduce the right margin.

```
.sg-slider-box {  
margin-left: 245px;  
margin-right: 15px;  
}
```

To increase the width of the row header use the below CSS. We have increased the width to 150%.

```
.sg-slider-row-label-inner {  
width: 150%;  
}
```

Finally, if you would like to gain a touch more room you can pull the row headers to the left by pasting the below CSS in **Style > Customize Theme > More > CSS**.

```
.sliderwidth .sg-question-options {  
padding: .3em 1em 1em 0em;  
}
```

Next, edit your Slider List question, navigate to the **Layout** tab and enter **sliderwidth** as the **CSS Class Name**.



Before CSS:



Once this CSS has been applied to the theme:



If your left, right and center labels don't look like they are in the right spots after adding this CSS, you will need to play with the following CSS:

```
.sg-slider-header {  
padding-left: 262px;  
padding-right: 30px;  
}
```

You'll most likely need to decrease the left padding and slightly increase the right padding to get it just right.

Survey Taking

On a desktop and most laptops, the Slider List question type looks like so.

Please rate your most recent experience with Pete's Pet Sitting Service on the following 3 items:

	1	2	3	4	5
Followed Instructions					4.5
Availability					3
Caring					5

When optimized for mobile devices the Slider List question type looks very similar.

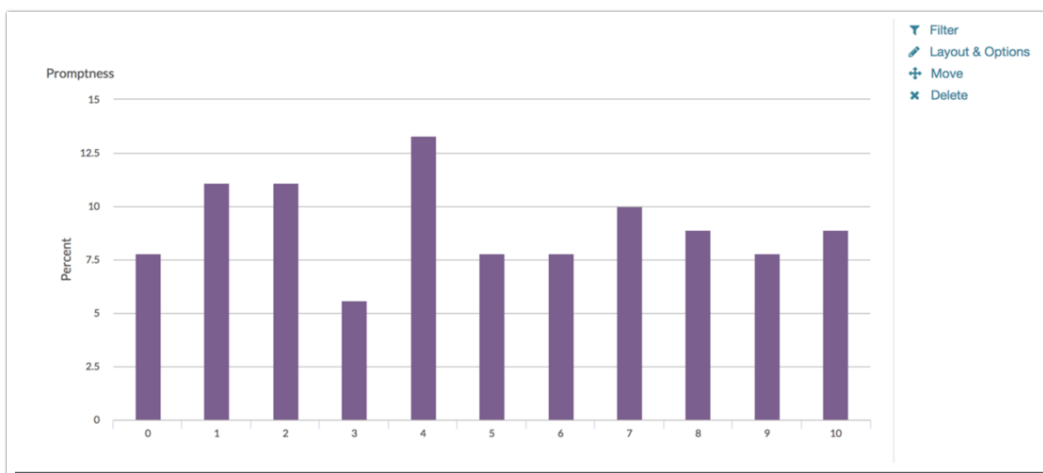
By default, survey questions show one at a time on mobile devices to prevent the need for scrolling on smaller screens. You can turn off this [one-at-a-time interaction](#) if you wish.



Reporting

Standard Report

In the Standard Report, each list item will report as a separate [Vertical Bar Chart](#). A count of respondents who selected Not Applicable will display below the chart.



- + See additional compatible chart types
- + See what other report types are compatible

Legacy Summary Report

In the Legacy Summary Report, slider lists report the average, minimum/maximum value and standard deviation for each row in the slider list. A count of respondents who selected Not Applicable will display as a column in the table.

	Average	Max	StdDev	Not Applicable	Responses
Promptness	2.64	5	1.71	0	78
Courteous	2.54	5	1.72	0	78
Helpful	2.53	5	1.64	0	78
Knowledge	2.52	5	1.70	1	78
Efficient	2.60	5	1.77	0	77
					Total 78

Exporting

The [CSV/Excel](#) export will display a column for each row header. The row headers will be listed in the column header first, then the overall question. Not Applicable selections will export as "not applicable."

	T	U	V	W	X
	Promptness:Please rate o	Courteous:Please rate o	Helpful:Please rate ou	Knowledge:Please rate	Efficient:Please rate ou
L	49	93	96	14	51
L	8	19	3	5	50
L	97	23	95	0	38
L	27	68	48	96	76
L	93	20	46	38	52
L	85	28	89	29	67
L	42	83	46	69	68
L	28	39	36	34	16
L	15	55	28	45	34
L	7	83	87	24	84
L	95	30	6	97	15
L	0	0	0	1	0

FAQ

How does an unanswered slider report?

We are asked this question quite a bit in support. Because sliders have a starting value, customers want to know whether this value is recorded if the survey respondent does not interact with the question.

The answer is no. Survey respondents must interact with the slider in order for a value to be recorded. [Learn more!](#)

How will my slider appear on mobile devices?

Alchemer surveys are mobile optimized to ensure ease of use for respondents using mobile devices. However, when using a slider question, we strongly recommend keeping the slider labels short and sweet for a clean display.

Can I set up logic based on the Slider List?

At this time Slider List answers cannot be used as a source for logic.

Net Promoter®, *NPS®*, *NPS Prism®*, and the *NPS*-related emoticons are registered trademarks of Bain & Company, Inc., Satmetrix Systems, Inc., and Fred Reichheld. *Net Promoter ScoreSM* and *Net Promoter SystemSM* are service marks of Bain & Company, Inc., Satmetrix Systems, Inc., and Fred Reichheld.

Related Articles