

# Radio Buttons Question Type

Radio Button questions allow respondents to select a single choice from a list.

## When To Use It

Use Radio Button questions to ask your respondents to choose a single option from a short list. Radio Button questions should always be used when asking yes or no questions.

You can even [use images as your answer options](#) or [customize the icons themselves](#).

1. What department are you in?

- Support
- Sales
- Development
- Customer Experience
- IT
- Operations
- Marketing

Check it out in an [example survey!](#)

[Add a survey](#) with this question to your account!

## Add an Other, Please Specify Option

On the **Question** tab of the question editor, add each of your answer options. Then, to add the answer option of Other, start by clicking the 'Add "Other", "NA", etc' link. Select **Other - Write In** or **Other - Write In (Required)** if you want the Other textbox to be required.

What question do you want to ask?

Select all that apply

Require this question  
 Apply data retention policy to this question's responses. [Learn more.](#)

Multiple Choice Options

OPTION	GROUP NAME
support	
Marketing	
Product	
Engineering	
Customer Success	
+ Click to Add Option	

Other - Write In  
Other - Write In (Required)  
Not Applicable



















Add "Other," "NA," etc    Paste in Options

Common Answer Library    Advanced Option Settings

**Getting Started Guide**  
Radio Buttons only allow one selection per question. If you want to allow for multiple selections, use Checkboxes instead.  
Radio Buttons are best when used for short lists of options. If your option list is long, e.g. the 50 states, try the Dropdown Menu instead.  
Save some time with the Common Answer Library or our Bulk Editor.  
[Learn More](#)

[Add Another Question](#)    [Save Question to Library](#)    [Cancel](#)    [Save Question](#)

Once the option is added, you can customize the text of the option if you wish.

Multiple Choice Options	
OPTION	GROUP NAME
<input type="text" value="support"/>	<input type="text"/>   
<input type="text" value="Marketing"/>	<input type="text"/>   
<input type="text" value="Product"/>	<input type="text"/>   
<input type="text" value="Engineering"/>	<input type="text"/>   
<input type="text" value="Customer Success"/>	<input type="text"/>   
<input type="text" value="Other - Please specify"/>	<input type="text"/>   

Check out our [Add an Other Textbox Tutorial](#) for more info!

## Layout Considerations

If you are incorporating a large number of answer options for your Radio Button question, consider displaying the answers in multiple columns or try a [Dropdown Menu](#) for usability. To add columns, edit your question and update the **Number of Columns** field under the **Layout** tab.

1. What state do you primarily reside in?

<input type="radio"/> Alabama	<input type="radio"/> Indiana	<input type="radio"/> Nebraska	<input type="radio"/> South Carolina
<input type="radio"/> Alaska	<input type="radio"/> Iowa	<input type="radio"/> Nevada	<input type="radio"/> South Dakota
<input type="radio"/> Arizona	<input type="radio"/> Kansas	<input type="radio"/> New Hampshire	<input type="radio"/> Tennessee
<input type="radio"/> Arkansas	<input type="radio"/> Kentucky	<input type="radio"/> New Jersey	<input type="radio"/> Texas
<input type="radio"/> California	<input type="radio"/> Louisiana	<input type="radio"/> New Mexico	<input type="radio"/> Utah
<input type="radio"/> Colorado	<input type="radio"/> Maine	<input type="radio"/> New York	<input type="radio"/> Vermont
<input type="radio"/> Connecticut	<input type="radio"/> Maryland	<input type="radio"/> North Carolina	<input type="radio"/> Virginia
<input type="radio"/> Delaware	<input type="radio"/> Massachusetts	<input type="radio"/> North Dakota	<input type="radio"/> Washington
<input type="radio"/> Florida	<input type="radio"/> Michigan	<input type="radio"/> Ohio	<input type="radio"/> Washington, D.C.
<input type="radio"/> Georgia	<input type="radio"/> Minnesota	<input type="radio"/> Oklahoma	<input type="radio"/> West Virginia
<input type="radio"/> Hawaii	<input type="radio"/> Mississippi	<input type="radio"/> Oregon	<input type="radio"/> Wisconsin
<input type="radio"/> Idaho	<input type="radio"/> Missouri	<input type="radio"/> Pennsylvania	<input type="radio"/> Wyoming
<input type="radio"/> Illinois	<input type="radio"/> Montana	<input type="radio"/> Rhode Island	

## Survey Taking

On a desktop and most laptops the Radio Button question type looks like so.

1. What department are you in?

- Support
- Sales
- Development
- Customer Experience
- IT
- Operations
- Marketing

When optimized for mobile devices the Radio Button question type looks very similar but with larger targets as mobile respondents will be using their finger to select answers.

By default, survey questions show one at a time on mobile devices to prevent the need for scrolling on smaller screens. For single-select questions, like the Radio Button question, the screen will automatically advance after an option is selected. You can turn off this [one-at-a-time interaction](#) if you wish.

what department are you in?

1. What department are you in?

Support

Sales

Development

Customer Experience

IT

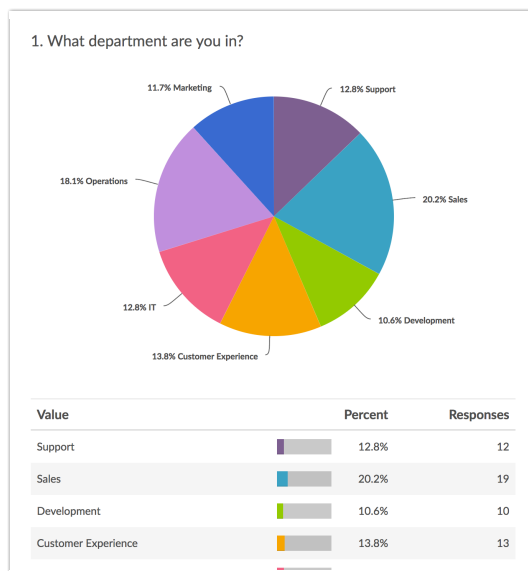
Operations

Marketing

0%

## Reporting

Radio Button questions report as a [Pie Chart](#), by default, with a summary table that includes a count and percent for each answer option.



- + See additional compatible chart types
- + See what other report types are compatible

## Exporting

In the [CSV/Excel Export](#), Radio Button questions display as a single column of data.

▼
What department are you in?
Development
Customer Experience
Support
IT
IT
Sales
Sales
Development
Sales
IT
Support
Development

## Related Articles