

Date Question Type

A Date question is a short-answer, open-text field with validation that ensures entries are dates. You can choose to validate for the following formats:

- MM/DD/YYYY
- DD/MM/YYYY
- YYYY/MM/DD

The question includes a calendar date-picker that can also be navigated using [keyboard controls](#).

When To Use It

Use Date questions to collect date responses from your respondents.

Selecting Your Date Format

On the **Validation** tab of your date question select either *MM/DD/YYYY*, *DD/MM/YYYY*, or *YYYY/MM/DD* format.

If you wish to set this up by default for the entire survey you can do so via **Advanced > General > Standard Survey Date Format**.

Date

QUESTION LOGIC **VALIDATION** LAYOUT PIP

Date Format

MM/DD/YYYY

DD/MM/YYYY

YYYY/MM/DD

Min Date

Max Date

Example: MM/DD/YYYY or today

Start date:

What is ?

Calendar showing July 2016. The 27th is selected. Today is indicated.

Check it out in an [example survey!](#)

[Add a survey](#) with this question to your account!

Specifying a Min/Max Date Range for Survey Respondents

On the **Validation** tab of your date question you can specify the range of dates for which

respondents can select using the calendar date picker. For example, say you are looking to allow survey respondents to only select a 2014 date. You can specify 01/01/2014 as the Min value and a Max value of 12/31/2014. Then when survey respondents click on the date picker calendar they would only be permitted to select between those dates.

You can also enter "today" as the min or max value to only allow respondents to select today's date or future dates or past dates.

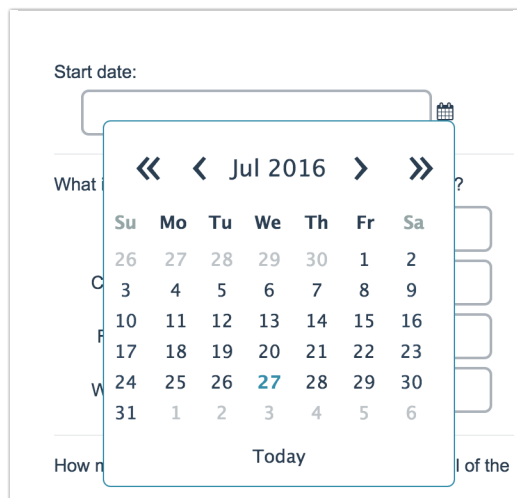
There are other useful formats such as -1 week, or -1 month. This would mean that whenever survey respondents take your survey they would only be permitted to select a date as far back as one week or one month ago.

Valid Date Formats for Filtering

- mm/dd/yyyy
- mm/dd/yy
- dd/mm/yyyy
- dd/mm/yy
- 10 April 2014
- +/-1 days, weeks, months or years
- next/last Monday
- today

Survey Taking

On a desktop and most laptops the Date question type looks like so.



When optimized for mobile devices the Date question type looks very similar.

By default, survey questions show one at a time on mobile devices to prevent the need for scrolling on smaller screens. You can turn off this [one-at-a-time interaction](#) if you wish.

Survey

Start date:

mm/dd/yyyy

July 2016

Sun	Mon	Tue	Wed	Thu	Fri	Sat
26	27	28	29	30	1	2
3	4	5	6	7	8	9
10	11	12	13	14	15	16
17	18	19	20	21	22	23
24	25	26	27	28	29	30
31	1	2	3	4	5	6

8%

Note: The date picker calendar may not be supported on all mobile browsers, however keyed entries will still be validated for valid date entries.

Navigating the Date Picker via Keyboard Controls

The Date Question is screen reader accessible and the associated calendar date-picker can be navigated by all users via keyboard controls. Use the following controls to navigate the date picker:






- When the calendar is opened, focus is set on the current date.
- Press the LEFT (⇐) and RIGHT (⇒) arrow keys to navigate a calendar row by day.
- Press the UP (↑) and DOWN (↓) arrow keys to navigate between weeks on the same week day.
- Press the PAGE UP and PAGE DOWN keys to navigate forward and backward by month.
- Press the HOME and END keys to navigate forward and backward by year.
- Press the SPACE or ENTER keys to activate/input the selected date.
- Press ESCAPE to close the calendar.

Reporting

In the Standard Report Date questions report as a [collapsed response list](#).

Date Question Type

20 Total Responses | [Show Responses](#)

-  Chart Type
-  Filter
-  Layout & Options
-  Move
-  Delete

-  See additional compatible chart types
-  See what other report types are compatible

Exporting

In the [CSV/Excel export](#), the data is displayed in a single column within the spreadsheet.

Related Articles