

Checkbox Grid Question Type

The Checkbox Grid allows respondents to select multiple answer options (columns) for each row in a table.

When To Use It

Use a Checkbox Grid to group a series of checkbox questions together that share the same answer options.

Please tell us which services you have used during this or any previous visit

	This Visit	Previous Visit
Pool	<input checked="" type="checkbox"/>	<input checked="" type="checkbox"/>
Gym	<input type="checkbox"/>	<input checked="" type="checkbox"/>
Restaurant	<input checked="" type="checkbox"/>	<input type="checkbox"/>

Check it out in an [example survey!](#)
[Add a survey](#) with this question to your account!

Survey Taking

On a desktop and most laptops the Checkbox Grid question type looks like so.

Please tell us which services you have used during this or any previous visit

	This Visit	Previous Visit
Pool	<input checked="" type="checkbox"/>	<input checked="" type="checkbox"/>
Gym	<input type="checkbox"/>	<input checked="" type="checkbox"/>
Restaurant	<input checked="" type="checkbox"/>	<input type="checkbox"/>

When optimized for mobile devices the Checkbox Grid question type displays each row one at a time. It will also have larger targets as mobile respondents will be using their finger to select answers.

You can turn off the [one-at-a-time interaction](#) if you wish.



Checkbox Grid Question Type

Please tell us which services you have used during this or any previous visit

Pool

This Visit

Previous Visit

0%  

Reporting

Checkbox Grids report as a [Grid](#) by default. Each row and column combination will have a count of checks (aka selections) and a row %. The Total Checks for each row will also display in the table by default. If you prefer to have your checkbox stats use responses rather than checks check out

the additional available statistics.

Please tell us which services you have used during this or any previous visit:

	This Visit	Previous Visit	Total Checks
Pool			
Checks	17	13	30
Row Check %	56.7%	43.3	
Gym			
Checks	18	18	36
Row Check %	50.0%	50.0%	
Restaurant			
Checks	5	24	29
Row Check %	17.2%	82.8%	
Total Checks			
Checks	40	55	95
% of Total Checks	42.1%	57.9%	100.0%

Checks

- This is the count of checks (aka selections) for that cell.
- When talking about this statistic in plain language we can say, "17 respondents said they used the Pool during their current visit."
- The Checks displayed in the Total Checks row at the bottom of the grid can be turned on/off using the **Column Total Checks** option under **Layout & Options > Grid Options**.

Row Check %

- This is the percentage for the cell with the row total as the denominator. So, for example, the 56.7% that displays in the first cell is calculated by dividing 17 by 30.
- When talking about this statistic in plain language we can say, "56.7% of visits to the pool were during respondents' current visit."
- This statistic can be turned on/off using the **Row Check %** option under **Layout & Options > Grid Options**.

Total Checks

- This is the count of checks (aka selections) for the row.
- When talking about this statistic in plain language we can say, "There were 30 total visits to the pool over all visits."
- This statistic can be turned on/off using the **Row Total Checks** option under **Layout & Options > Grid Options**.

% of Total Checks

- This statistic, displayed in the Total Checks row at the bottom of the grid, is the percentage for the column with the total checks for the entire question as the denominator. So, for example, the 42.1% that displays in the last row, first column is calculated by dividing 40 by 95.
- When talking about this statistic in plain language we can say, "42.1% of all visits took place

during the current visit."

- This statistic can be turned on/off using the **Column Total Check %** option under **Layout & Options > Grid Options**.

- ⊕ See additional available statistics
- ⊕ Learn how to report on grid rows separately
- ⊕ See additional compatible chart types
- ⊕ See what other report types are compatible

Exporting

The CSV/Excel export will display a column for each row and column combination, displaying the reporting value in the column if the respondent selected that particular value for that particular row.

V	W	X	Y	Z
Breakfast:Fru	Lunch:Fruits:	Dinner:Fruits	Snacks:Fruits	Breakfast:Ve
				Breakfast
		Dinner		
				Breakfast
Breakfast	Lunch	Dinner	Snacks	
				Breakfast
Breakfast			Snacks	Breakfast
				Breakfast
Breakfast	Lunch			



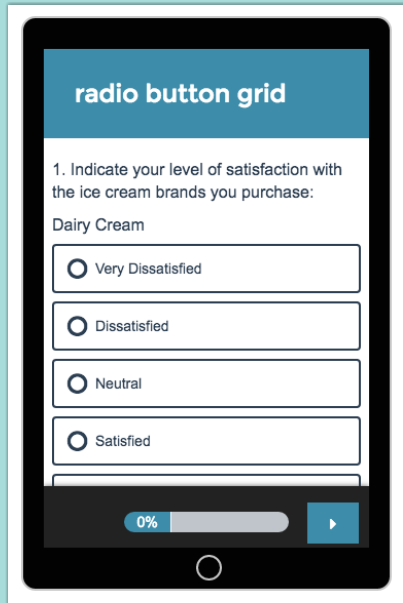
Best Practice Tip: Grid Questions on Mobile Devices

Grid questions are often used to allow your survey respondents to make comparisons. For example, in the below question, survey respondents are implicitly making a comparison across the various ice cream brands listed in the rows.

1. Indicate your level of satisfaction with the ice cream brands you purchase:

	Very Dissatisfied	Dissatisfied	Neutral	Satisfied	Very Satisfied
Dairy Cream	<input type="radio"/>	<input type="radio"/>	<input type="radio"/>	<input type="radio"/>	<input type="radio"/>
Tasty Treat	<input type="radio"/>	<input type="radio"/>	<input type="radio"/>	<input type="radio"/>	<input type="radio"/>
Wholesome	<input type="radio"/>	<input type="radio"/>	<input type="radio"/>	<input type="radio"/>	<input type="radio"/>
Sugar Cow	<input type="radio"/>	<input type="radio"/>	<input type="radio"/>	<input type="radio"/>	<input type="radio"/>
Ice Dream	<input type="radio"/>	<input type="radio"/>	<input type="radio"/>	<input type="radio"/>	<input type="radio"/>
Jill's	<input type="radio"/>	<input type="radio"/>	<input type="radio"/>	<input type="radio"/>	<input type="radio"/>
Mike and Sammy's	<input type="radio"/>	<input type="radio"/>	<input type="radio"/>	<input type="radio"/>	<input type="radio"/>
Cold Cream	<input type="radio"/>	<input type="radio"/>	<input type="radio"/>	<input type="radio"/>	<input type="radio"/>
Homemade	<input type="radio"/>	<input type="radio"/>	<input type="radio"/>	<input type="radio"/>	<input type="radio"/>

Because this is the most common and best use of grid question types it is important to note how grid question types display on mobile. Grid questions will be displayed one grid row per page. This will reduce horizontal scrolling trouble as well as problems survey respondents typically experience trying to select the correct option.



Net Promoter[®], NPS[®], NPS Prism[®], and the NPS-related emoticons are registered trademarks of Bain & Company, Inc., Satmetrix Systems, Inc., and Fred Reichheld. Net Promoter ScoreSM and Net Promoter SystemSM are service marks of Bain & Company, Inc., Satmetrix Systems, Inc., and Fred Reichheld.

Related Articles