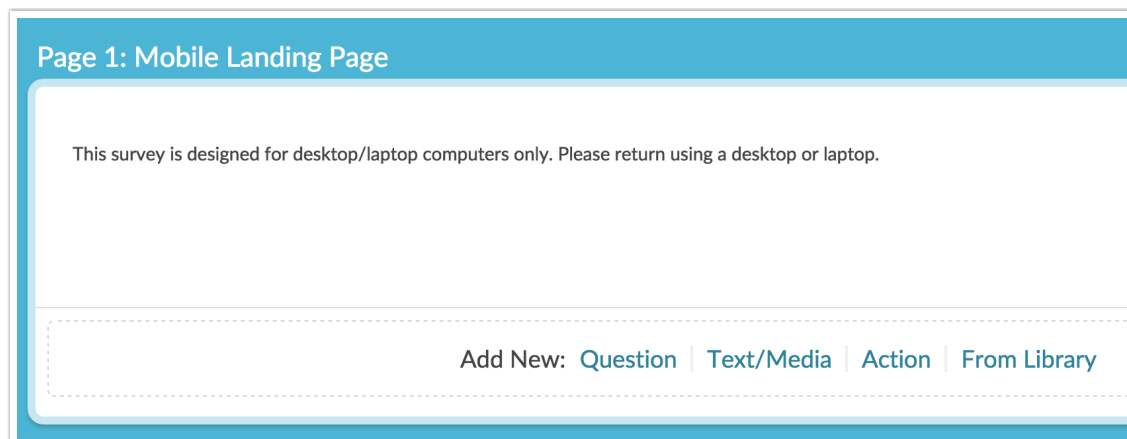


# How do I prevent respondents from responding via a mobile device?

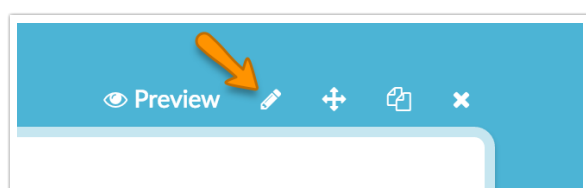
While Alchemer surveys can be accessed on any web-enabled mobile device and will optimize themselves to the screen size, there are some scenarios where you might not want respondents to respond to your survey using a mobile device. For example, it can be very fatiguing for respondents to respond very long surveys on a phone. In this tutorial, we'll cover how to set up your survey so that mobile respondents are instructed to return via a desktop/laptop.

At the very beginning of your survey, add a new page. You will be using this as a mobile landing page; in the steps below you'll set this up such that only respondents using mobile devices will ever see it.

Add a [Text / Instruction element](#) to this page with the text you wish to display to respondents trying to access your survey via a mobile device.

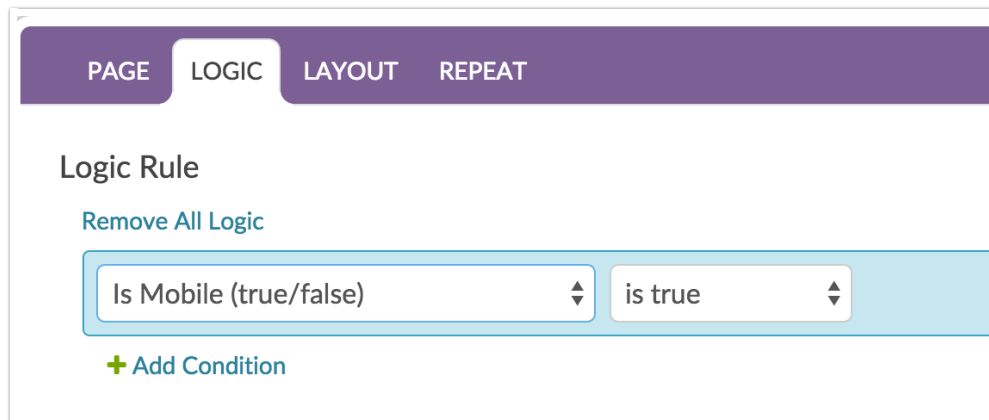


Next, set up [page logic](#) to ensure that this page only displays to respondents using mobile devices. To do so click the pencil icon above the page to edit.



Go to the **Logic** tab and select **Is Mobile (true/false)** in the first dropdown. The second dropdown

should default to is true; make sure this is the case and click **Save Page**.



Finally, you might want to hide the Next button on this page so that mobile respondents cannot proceed. To do so, add a **JavaScript Action** to the mobile landing page and copy and paste the following JavaScript.

```
$(function(){  
  $('.sg-next-button').hide();  
})
```

Test it out!

Here is an example survey with this setup. Try accessing it via a desktop/laptop then access it via a mobile device!

<http://survey.alchemer.com/s3/2637758/mobile>

Related Articles