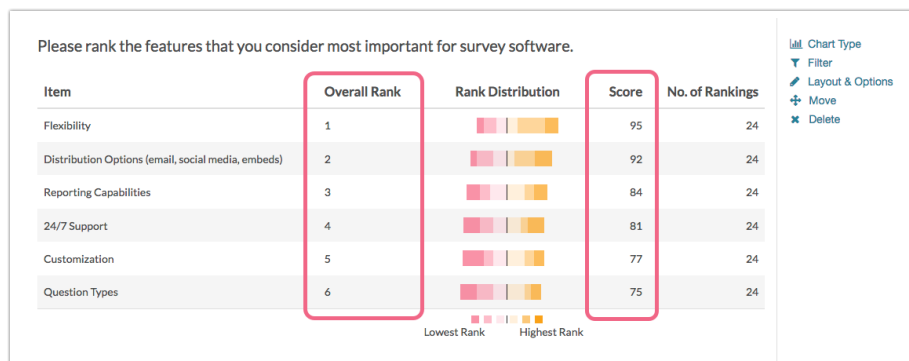


How is the score computed for ranking questions (Drag & Drop Ranking and Ranking Grid)

Both [Ranking Grid](#) and [Drag & Drop Ranking](#) questions report a Score which is used to determine how items are ranked in the report. Wondering how this score is computed? You're in the right place!



- The score is a weighted calculation.
- Items ranked first are given a higher value or "weight."
- The score, computed for each answer option/row header, is the sum of all the weighted values.
- The weighted values are determined by the number of columns, which is usually the same as the number of rows but can be less if using the option to [Limit Ranked Items](#).

For example, in the report above, because there are 6 options, the weighted sum for an option that was placed in the first position (1) would be worth 6. The table below shows the formula for computing the total rank for each answer option/row header:



Total Responses		Weight		Score
Rank 1 Count	x	6	=	
Rank 2 Count	x	5	=	
Rank 3 Count	x	4	=	
Rank 4 Count	x	3	=	
Rank 5 Count	x	2	=	
Rank 6 Count	x	1	=	
			+	Total Score (Answer Option X)

If you had 7 instead of 6 answer options, then answer options chosen as Rank of 1 would be given a weighted value of 7 points, Rank 2 would be weighted 6 points and so on and so forth.

When items are not ranked e.g. there are 4 items, but only 2 are ranked OR if you are [limiting the number of items to be ranked](#), the unranked items are given a score of 0 and the first-ranked item is only given a score of 2 and second-ranked is given a score of 1.

Legacy Summary Reports

Note the same calculation is used in the reporting of ranking questions in the Legacy Summary Report. In the Legacy Summary Report, Overall Rank is synonymous with Rank as discussed above.

Please rank the following ice cream flavors in order from most to least favorite. [Drag & Drop Ranking]  

	Score*	Overall Rank
Cookies and Cream	356	1
Strawberry	305	2
Vanilla	302	3
Rocky Road	302	4
Mint Chocolate Chip	299	5
Chocolate	284	6

Total Respondents 88

Related Articles